



## Summary Feedback

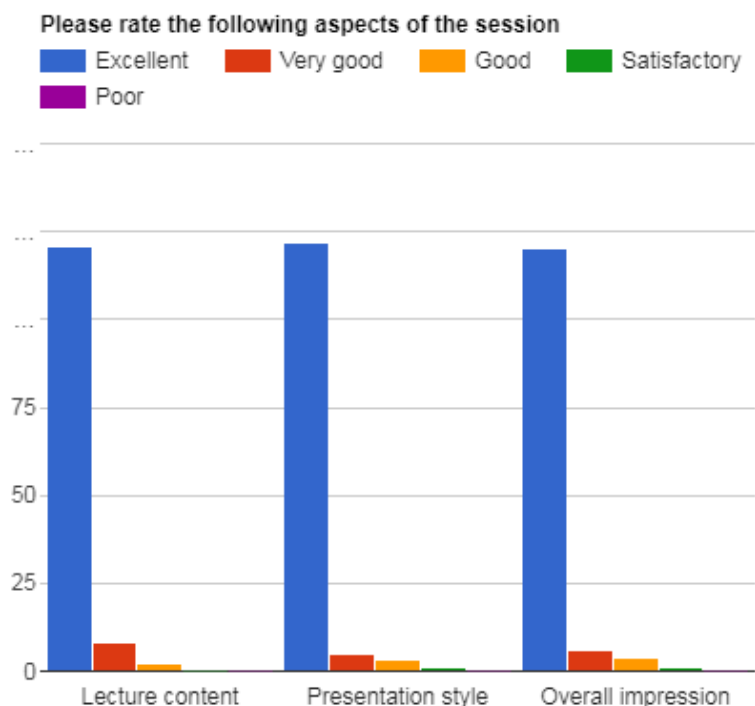
### ST1: Two Year Teaching Programme

#### **Session 1.6: (a) Abdomen X-Ray Viewing Protocol & Viva Cases (Part 1) (b) FRCR 1 Anatomy Stomach, Duodenum, Small And Large Intestine & Anal Canal (17<sup>h</sup> December 2020)**

**Delivered By:  
(Sami Khan & Nicholas Chua)**

#### Summary Points:

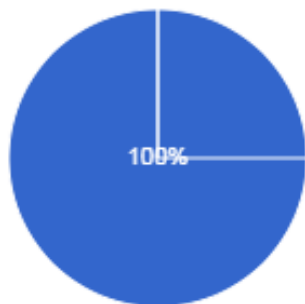
- ST1 teaching session 1.6 : 3 hours teaching time
- Total Attendees: 481 from 26 Countries (Bahrain, Bangladesh, Czech Republic, Egypt, India, Iran, Iraq, Ireland, Kenya, Malaysia, Maldives, Myanmar, Nepal, Nigeria, Oman, Pakistan, Saudi Arabia, South Africa, Sri Lanka, Sudan, Tanzania, Triband and Tobago, Turkey, UAE, UK, Yemen).
- Total feedback received from 132 participants



## Session 1.6: (a) Abdomen X-Ray Viewing Protocol & Viva Cases (Part 1) (b) FRCR 1 Anatomy Stomach, Duodenum, Small And Large Intestine & Anal Canal

Did you find it useful  
131 responses

● Yes  
● No

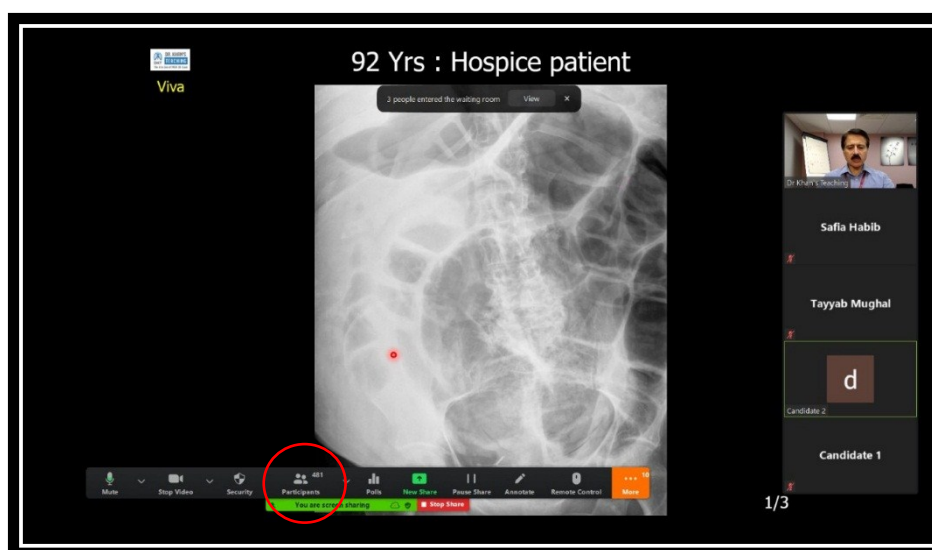


### Testimonials

- Excellent - I've recommended it to all the trainees I know! (UK).
- Great teaching. Haven't had this kind for years. keep it up (UK).
- So thankful to Dr. Khan and his team for carrying out this endeavour which I'm sure takes up a lot of his time and energy (Saudi Arabia).
- It's such a selfless venture on your part team DKT. Thanks a lot sir! You've really changed my perspective of learning radiology (Pakistan).
- Excellent session impressed again by the use of technology and viva interaction many thanks (UK).
- Really educationally beneficial and is helping to build up my confidence in reporting in more detail with important positive and negative findings. So thank you very much! (UK).
- Very good especially for students of developing countries (Pakistan).
- Amazing session. Looking forward to the future sessions (UK).
- I am thankful for the opportunity (Tanzania).
- Dr Khan lectures were very useful (Pakistan).
- Excellent experience. Joined for the first time and I'm sure gonna continue with the whole programme (Pakistan).
- 5/5 (Kenya).
- Lovely Lectures as always Sir. Thank you Sir (Nigeria).
- Overall an extremely useful session! It was correctly pitched and very well paced. Didn't feel rushed or overburdened. Thank you!! (UK).
- Your teachings are great (Oman).
- Thank you so much for the efforts. One thing positive Corona brought are these lectures. Hats off (Pakistan).
- Sir, loved the way how it started from basics. Nobody teaches us these in detail and we end up scared by x-rays (Pakistan).
- Finally know the difference between cecal and sigmoid volvulus. Didn't know about the haustra. The cases were really good. Thanks so much! The pace was good and very detailed. You teach in a way that is easy to remember (UK).

## Session 1.6: (a) Abdomen X-Ray Viewing Protocol & Viva Cases (Part 1) (b) FRCR 1 Anatomy Stomach, Duodenum, Small And Large Intestine & Anal Canal

- Wonderful revision and teaching at a good relaxed pace (Saudi Arabia).
- Everything was very very useful (UK).
- Excellent lecturer - enthusiastic, clear and encouraging. Very good explanations, really appreciate it! (UK).
- A great overview of AXR starting from basic concepts and anatomy, and then showing a wide variety of pathological cases. Very well structured with excellent explanations and discussion (UK).
- Superb (Pakistan).
- Excellent and awesome job (Pakistan).
- Great content & very useful lectures - keep up the good work ! (UK).
- God Bless Dr Khan!! He has improved our concepts and our day to day reporting (Pakistan).
- Great course (Turkey).
- Excellent! please continue (UK).
- Awesome teaching. So good and so easy to follow (UK).
- Highly informative (Saudi Arabia).
- It was very useful for me (India).
- Thank you to Dr Khan and team (UK).
- Excellent has progressed my knowledge in this area (UK).
- Fantastic! (UK).
- Wonderful (Pakistan).
- Excellent teaching and knowledge transfer to beginners (Pakistan).
- Excellent as usual thank you (Egypt).
- Excellent teaching sessions by Dr Khan always! May Allah bless you and your team with Best of everything (Pakistan).
- Thank Dr Khan for the marvellous effort (Egypt).
- Great teachings. Boundless thanks for you (Oman).
- Very useful overview of a tricky topic- AXR. Covered it in great detail using case based approach and did not rush. Answered all questions well. Many thanks (UK).
- "Excellent as always! Huge thank you!" (UK).



=====XX=====XX=====